


Participant Handbook



Table of Contents

Introduction to Veterans' Court	3
Treatment Court Team and Contact / Volunteer Information	4
Veterans' Court Mentors	5 - 6
General Program Rules	7
Courtroom Etiquette	8
Mentoring Program	9
Veterans' Treatment Court Phases	10 - 12
Incentives and Sanctions	13
Drug Testing Information	14
Medications—What is okay to take, what is not	15 - 16
Community Resources	17
Notes	18

Introduction to Veterans' Treatment Court



Welcome to the North Oakland County Veterans' Treatment Court!

The handbook has been designed as a resource for participants in our Veterans' Treatment Court program. It will provide you with basic information about the program and the requirements to progress successfully through it. We hope this will answer many of your questions, but if you need clarification or can't find an answer to your question, please ask any of the team members. We are here to assist you throughout the process.

"Determine that the thing can and shall be done, and then we shall find the way."

-Abraham Lincoln

This program is designed to be very structured and will not be easy, but it is meant to help you make life changes and those never come easy. Please remember as you progress through the program that you didn't end up in the situation you're in over night, and you won't be able to correct it that fast either. It takes time, commitment, hard work and patience to reach your goals. And this program is here to assist you every step of the way. Both the treatment court team and your mentor will help you in any way possible. Just always keep in mind however, that no one else should be doing more work for your benefit than you.

"Believe in yourself and all that you are."

Know that there is something inside you greater than any obstacle."

-Christian D. Larson

It is with sincere gratitude that we thank the following Courts for their contributions toward the establishment of the North Oakland County Veterans' Treatment Court: Macomb County Circuit Court, Redford District Court and the East Lansing District Court, Judge David Jordan. Without the generous sharing of ideas, work product and successes we would not have achieved what we have so quickly. Their generous contributions toward the lives of our service men and women should not be taken for granted. These Courts steadfastly endeavor on in an effort to repay our service people the debt we so deeply owe them as a result of their sacrifices for our Country.

Treatment Court Team and Contact Information

Veterans' Court Team

Hon. Richard D. Kuhn, Jr., District Court Judge			
Hon. Kelley Kostin, Veterans' Court Alternate Judge			
Hon. Cynthia Walker, 50th District Court Judge			
Jennifer E. Thom	Court Administrator	(248) 618-7598	jthom@waterfordmi.gov
Angie Reid 51st District Court	Chief Probation Officer	(248) 618-7621	areid@waterfordmi.gov
Andrea Ewer 52-2 District Court	Probation Officer	(248) 625-5957	probation253@oakgov.com
50th District Court	Probation Officer		
MaDonna Rodman	Program Coordinator	(248) 618-7645	mrodman@waterfordmi.gov
Skip Basil	Mentor Coordinator	(248) 613-9489	Skip.Basil@gmail.com
Derwood Haines	Defense Attorney	(248) 231-6210	Haineslaw55@gmail.com
Chaka McDonald	Veterans and Military Families Navigator	(248) 764-4443	mcdonaldc@oaklandchn.org
Richelle Lucero	Veterans Benefits Counselor Oakland Co. Veteran Services	(248) 655-1250	lucero@oakgov.com
Cathy Louis	Veterans' Justice Outreach	(313) 627-5160	Cathy.louis@va.va.gov
Gene Kroll	Therapist / Milford Counseling	(248) 529-6383	milfordcounseling@gmail.com
Endrit Topalli	Oakland County Prosecutor	(248) 452-9104	topallie@oakgov.com
Jeffrie Cape	Domestic Violence Specialist	(248) 730-0690	charronservices@gmail.com

Treatment Court Team and Contact Information

Veterans' Court Team Mentors

Skip Basil	Mentor Coordinator	248-613-9489	skip.basil@gmail.com	
Kelly Meade	Mentor	313-477-2346	kmeade.vtac@gmail.com	
Sam Alvarado	Mentor	810-955-6799	tyfoto@aol.com	
Craig Norwood	Mentor	248-787-9058	doowronc@gmail.com	
Howard Bertram	Mentor	248-330-5660	howdebert2@gmail.com	
David Decker	Mentor	248-770-2876	ddecker902@gmail.com	
Bill Warden	Mentor	248-895-7208	trblx2@yahoo.com	
Jose Lopez	Mentor	269-567-0828	joseslop@usc.edu	
Forbes Robertson	Mentor	586-241-1240	robertson.forbes@gmail.com	
Justin Spivey	Mentor	586-746-8195	jspivey2867@yahoo.com	
Ken Green	Mentor	248-877-6464	hakwg@comcast.net	
Cory Nohovig	Mentor	248-807-1132 (text first)	oldpro13@gmail.com	
Fernando Zrinyi	Mentor	248-762-9633	fzrinyi@yahoo.com	
Community Service / Give Back	Mark Woods	(248) 330-5640	VFW Post #1008	
	Mark Adkins	(248) 202-7879	VFW Post #1008	















Treatment Court Team and Contact Information

Veterans' Court Team Mentors



PROGRAM RULES

You are placed on probation for up to two years for a misdemeanor. You will be assigned a probation officer as well as a veteran mentor. As a participant in the program, you are required to know and follow the rules of the program:

-  1. Do not commit any criminal offenses
-  2. Do not leave the state without prior permission
-  3. Report to your probation officer as directed
-  4. Report all address and employment changes
-  5. Do not possess or consume alcohol or illegal drugs
-  6. Attend drug and/or mental health counseling as directed
-  7. Submit to alcohol and/or drug testing as ordered
-  8. Complete ALL required paperwork
-  9. Maintain confidentiality of all Veterans Court participants
-  10. Report any and all law enforcement contact
-  11. Do not go to casinos, other gambling establishments, or places that primarily serve alcohol
-  12. Threats toward other participants or staff or violent behavior will not be tolerated
-  13. While in Court, remain seated and quiet at all times
-  14. Understand the requirements of the Program can and will change from time to time

- Sanctions will be imposed for failing to follow the rules
- Failure to follow these rules could result in termination from the program

**** Honesty will always be considered when sanctions are used ****

Courtroom Etiquette



You will be appearing in the courtroom frequently for review hearings as part of the treatment court. Please observe the following rules for all of your courtroom appearances:



Do arrive to all hearings promptly



Do turn off all cell phones or other electronic devices



Do use the restroom before arriving in the courtroom to avoid disruptions



Do bring your 12 step meeting attendance sheets and any other requested paperwork



Do pay attention to other participants when they are up for review



Do NOT talk while the Judge is speaking



Do NOT swear or use profane language in the courtroom



Do NOT bring food or beverages into the courtroom



Do NOT sleep in the courtroom



Do NOT wear clothing with obscene or inappropriate language, pictures or references



Do NOT wear tank tops, flip flops or other disrespectful clothing



Do NOT wear hats, bandanas or sunglasses in the courtroom



Do not use text or internet on your phones while Court is in session.

- Sanctions may be imposed for failing to follow the rules

MENTORING PROGRAM

The mentoring program is a unique and vital component of the North Oakland County Veterans' Treatment Court. The Mentor Program ensures that every participating Veteran receives the services they require by helping them navigate the system and



acting as an advocate, and ally. The Mentors volunteer to work directly with those in the program and serve as an extension of the treatment court team. Mentors have served in Vietnam, Korea, Operation Desert Shield/Storm, Operation Enduring Freedom, and Operation Iraqi Freedom, as well as various other duties during their military service.

Mentors serve a variety of roles, including coach, facilitator, advisor, sponsor, and supporter. Once you become part of the program, a Mentor will be assigned to you. Mentors are assigned to a participant with like service, age, and experience. They listen to your concerns and problems and assist you in finding solutions. They also help you to set and achieve goals, not only as part of the program but to succeed in your personal lives. Mentors provide feedback highlighting your successes and encouraging you to become better. **The bond between you and your Mentor is critical to success in the program. You will be required to have weekly contact, outside of Court Reviews, as directed by the Judge. This contact shall be; In person, by telephone voice, or video chat. Text messages and voice mail can be used to initiate the contact but does not count. The Court requires documentation of these contacts.**



Veterans' Treatment Court Phases

The Veterans' Treatment Court is designed to be a total of approximately 18 months from start to finish. Treatment may be extended to 24 months if necessary.

The minimum length of probation is 12 months.

It is divided into four phases to guide and assist you through the program in a productive and orderly way. There is an **minimum time** for each phase but movement to the next phase is based upon the length of time needed to meet requirements. **Phase advancement is ultimately at the discretion of the VTC Team and Judge.**

Phase 1—Stabilization

Minimum time in Phase 30 Days



What to expect during this phase:

- Bi-monthly Court Reviews
- Contact with Probation Officer 2 times per month as ordered
- Alcohol and drug testing as ordered
- Support group attendance as ordered by the Court
- Introduction to your Mentor
- Assessment and intake for treatment
- Education about VA benefits and services
- Contact your Mentor 2 times per week

Requirements to request to advance from this phase:

- A minimum of 30 days sober (no positive or missed alcohol or drug tests)
 - A minimum of 14 days with no sanctions
- Attendance at treatment programs as recommended
 - Support group attendance with verification
 - Complete VA assessment
- Contact with your mentor a minimum of 2 time per week



Phase 2—Early Engagement

Minimum time in Phase 90 Days

What to expect during this phase:

- Court Reviews 2 times per month
- Contact with Probation Officer 2 times per month as ordered
- Alcohol and drug testing as ordered
- Support group attendance as ordered by the Court
- Attendance at treatment or other programming as recommended
- Explore education, employment and/or Community Service Work
- Contact your Mentor 2 times per week



Requirements to request to advance from this phase:


- A minimum of 60 days sober (no positive or missed alcohol or drug tests)
 - A minimum of 60 days with no sanctions
- Attendance at treatment programs as recommended
 - Support group attendance with verification
 - Reporting to probation as required
- Contact with your Mentor a minimum of 2 time per week

Phase 3—Commitment

Minimum time in Phase 90 Days

What to expect during this phase:

- Court Reviews once a month
- Contact with the Probation Officer at least once a month
 - Alcohol and drug testing as ordered
- Support group attendance as ordered by the Court
 - Regular contact with your Mentor
- Attendance at treatment as recommended
- Continue employment, school and/or CSW with verification



Requirements to request to advance from this phase:

- A minimum of 90 days sober (no positive or missed alcohol or drug tests)
- A minimum of 60 days with no sanctions
- Attendance at treatment programs as recommended
- Support group attendance with verification
- Payment plan established with the Court if fees are not paid
- Contact with your Mentor a minimum of 2 time per week

Phase 4—Maintenance/Reintegration/Giveback

Minimum time in Phase 90 Days



What to expect during this phase:

- Monthly Court Reviews
- At least monthly contact with the Probation Officer
- Alcohol and drug testing as ordered
- Support group attendance as ordered by the Court
- Regular contact with your Mentor
- Attendance at treatment and support groups as recommended
- Regular payments on court fees
- Continue education, employment and/or CSW with verification
- 50 hours of Community Give Back (Veteran and/or Mentor Involvement)

Requirements to request to Graduate from this program.

- A Minimum of 12 months in the program*
 - A minimum of 90 days sober (no positive or missed alcohol or drug tests)
 - A minimum of 60 days with no sanctions
 - Attendance at treatment programs as recommended (completed)
- Completed 50 hours of Community Give Back (Veteran and/or Mentor Involvement)

Support group attendance with verification


- Payment of all Court fees
- Complete and return Exit Survey
- Successful Completion and Graduation is ultimately made by the VTC Team and the presiding Judge.

** Some participants may be required to remain longer in the program or on probation due to type of charge or sentencing requirements.*

Incentives & Sanctions

Incentives reward good behavior and may include but are not limited to:

- ♦ Books, gift drawing or gift certificates
- ♦ Drug testing voucher
- ♦ Excused court review session
- ♦ Praise from the judge
- ♦ Phase advancement
- ♦ Applause
- ♦ Leading the Pledge of Allegiance



Sanctions are used to change unwanted behavior and may include but are not limited to:

- ♦ Community service, work program
 - ♦ Curfew, tethering, jail
 - ♦ Increased drug/alcohol testing
- ♦ Verbal warning, phase extension or demotion
 - ♦ Additional Court review session
 - ♦ Residential facility placement
 - ♦ Writing assignments



Testing Information



- Call your testing agency every day to see if you need to test. DO NOT stop calling even if you feel you have tested enough times for the week. Occasionally an extra test may be called to keep the system random and if you miss, it will be a sanction.
- You can go to any approved testing facility location for your testing.
- **ALL testing shall be done before 9:00 am**
- If you fail to test, it will be treated as a positive and you will be sanctioned accordingly.
(Report all positive, missed or late tests to your probation officer as soon as possible)

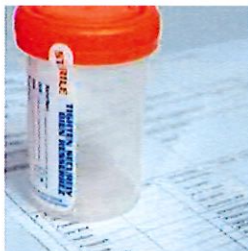
Pontiac location JAMS hours: (248) 454-0883 (Other locations available)	Monday thru Friday	6:30 am to 9:00 am & 5:00 pm to 7:00 pm
	Saturday & Sunday	6:30 am to 9:30 am
Alcohol Drug Administrative Monitoring (ADAM) (248) 758-1472 (Other locations available)	Monday thru Friday	6:30 am to 9:30 am & 4:00 pm to 7:00 pm
	Saturday & Sunday	6:30 am to 9:30 am

- **Arrive at least 10 minutes early for testing.**
- The testing fee must be paid in cash at the time of each test. Be sure you plan and budget ahead to be prepared to pay this cost. Not being able to pay is not a valid or excused reason for missing a test. You will be considered positive.

Do NOT drink more than normal before testing. Consuming too much water (or any other fluid), "flushing", will result in an adulterated test and may be considered a positive.

ATTENTION: Food, drinks, hand sanitizers containing alcohol, after shave, perfume, cologne and other products can result in false positives. It is your responsibility to monitor your intake or exposure to these products, e.g. poppy seeds in muffins, salad dressings, food prepared with alcoholic beverages or anything that contains cannabis derivatives etc..

If you have any questions regarding testing, please contact your Probation Officer or your VTC Program Coordinator.





Medications

Prescription and Over-the-counter Information you NEED to know

As a person in recovery and/or a person actively drug testing as part of this treatment court, it is very important that you not take certain medications, as they could be detrimental to your recovery as well as cause positives in your drug screening. Please use this guide to help you determine what is safe to use and what isn't. **When in doubt, error on the side of caution and don't take it!** Contact your Case Manager with any questions.

The chart below is a summary guide meant to assist you in making appropriate choices when in need of medicine. It does NOT include every option available, so if you have questions about a specific drug, either prescription or over-the-counter, PLEASE ASK! It is better to be safe than sorry.

Pain Relief / analgesics

Safe

Acetaminophen (Tylenol)
Aspirin
Excedrin
Ibuprofen (Advil, Motrin)
Naprosyn (naproxen)

Unsafe—Do NOT use

No otc pain reliever containing Benadryl (diphenhydramine) – many times indicated as “pm”. For example, Tylenol pm

Any prescription med categorized as a narcotic and/or a controlled substance. You must ask your prescribing physician what type of medication you are being given!

These include, but are not limited to:

Darvon, Darvocette (propoxyphene)
Demerol
Fentanyl
Fiorinal, Fioricet
Hydrocodone/Vicodin
Hydromorphone
Methadone
Opium
Oxycodone/Oxycontin
Soma
Ultram (Tramadol)
Medical Marijuana

Medications

Prescription and Over-the-counter Information you NEED to know



Cold and cough products

Safe

Mucinex (guaifenesin)

Tessalon Perles (benzonatate)

Unsafe—Do NOT use

Anything containing codeine or hydrocodone as an ingredient.

Any over-the-counter or prescription med containing alcohol, such as Nyquil or Comtrex

Anti-anxiety

Safe

Buspar (buspirone hcl)

Unsafe—Do NOT use

All benzodiazepines, which include, but are not limited to:

Ativan (lorazepam)

Centrax (prazepam)

Doral (quazepam)

Halcion (triazolam)

Klonpin (clonazepam)

Librium/Librax (chlordiazepoxide)

Serax (oxazepam)

Tranxene (clorazepate)

Valium (diazepam)

Versed (midazolam)

Xanax (alprazolam)

Medical Marijuana

Kratom ((Mitragyna speciosa)

All allergy relief medications are safe to use as long as they don't have a decongestant in them. You should **NOT** take anything that ends with a **D** (example: Allegra D, Zyrtec D, Claretin D)

HELPFUL VA LINKS

John D Dingell VA Medical Center Web Site

<https://www.detroit.va.gov/>

AAVA Web Site

<https://www.annarbor.va.gov/>

eBenefits - Health Care, Claims, Education, Pension, Voc Rehab

<https://www.ebenefits.va.gov/ebenefits/homepage>

My Healthy Vet

<https://www.myhealth.va.gov/mhv-portal-web/home>

VA Suicide Prevention

<https://www.veteranscrisisline.net/>

VA Homeless Services

<https://www.va.gov/HOMELESS/NationalCallCenter.asp>

VA PTSD Assistance

<https://www.ptsd.va.gov/public/where-to-get-help.asp>

VA Home Loans

<https://www.benefits.va.gov/homeloans/>

National Cemetery Administration

<https://www.cem.va.gov/>

VA Employment Assistance

<https://explore.va.gov/employment-services/employment-resources>


01MAY18

Oakland County Community Resources



Alcoholics Anonymous	248-332-3521	
Area Agency on Aging	800-852-7795	
Care House	248-332-7173	
Child Support Info Line	866-540-0008	
Common Ground Crisis Center (Pontiac)	810-456-0909	Toll Free: 866-282-3119
Common Ground Crisis Center Hotline (Pontiac)	800-231-1127	
Community Housing Network (Oakland county Main Office)	248-928-0111,	
DHS - Pontiac	248-975-4800	
Friend of the Court (Oakland County)	248-858-1565	
Grace Center of Hope	248-334-2187	
Greenpath Debt Solutions	800-550-1961	
Health Department of North Oakland County	248-858-1280	
Health Department of South Oakland County	248-424-7000	
John D. Dingell VA Medical Center	313-576-1000	
Legal Aid	877-964-4700	
Medicaid Information	800-642-3195	
Michigan Rehabilitation Services (Waterford Main Office)	248-706-2600	
Michigan Works! (Pontiac)	248-276-9470	
Oakland County Health Division Office of Substance Abuse Services	248-858-0001	
Oakland County Task Force on Homelessness & Affordable Housing	248-858-1189	
Oakland Livingston Human Service Agency	800-482-9250	
OCCMHA (Main Number)	248-858-1210	
PACE	248-858-5200	
Salvation Army (Clarkston)	248-625-4460	
Salvation Army (White Lake)	248-698-4714	
Salvation Army Eastern Michigan Division Soup Kitchen	248-334-2407	
Shelter Services	800-274-3583	
SMART bus (General Information)	313-223-2100	
Smart Recovery	Toll Free: 866-951-5357	
South Oakland Shelter Center	248-546-6566	
St. Vincent de Paul (Waterford)	248-623-2780	
Turning Point (Pontiac)	248-334-7760	
VA Services (Pontiac)	248-858-0785	

Notes



A series of horizontal lines for writing notes, starting with three lines under the 'Notes' header and continuing with many more lines down the page.