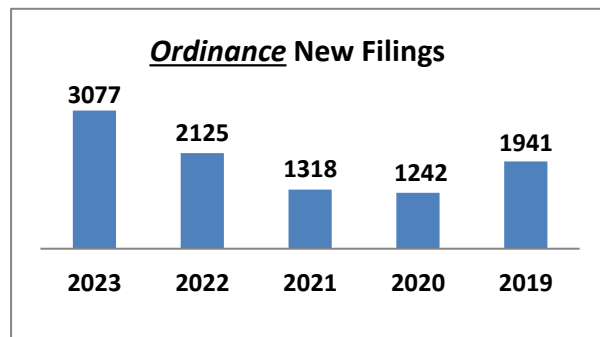


51st District Court July Filing Trends 2023-2019

ORDINANCE NEW FILINGS by Year

JULY	2023	2022	2021	2020	2019
OM	138	74	66	91	103
OD	46	24	39	43	54
OI	2370	1562	834	765	1300
OT	302	219	185	207	190
OK/ON	221	246	194	136	294
TOTALS	3077	2125	1318	1242	1941

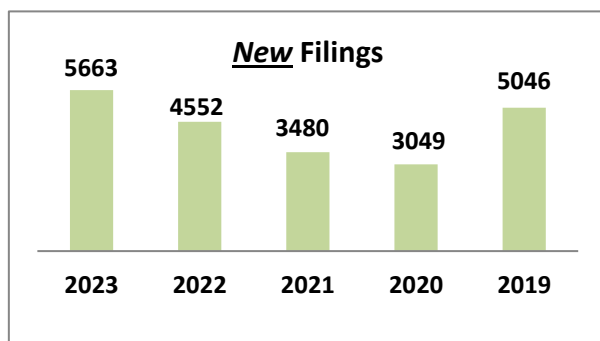
*This graph depicts all new ordinance filings through July



NEW FILINGS by Year

JULY	2023	2022	2021	2020	2019
Criminal	415	340	299	303	463
Traffic	3212	2193	1305	1305	2013
Non-Traffic	281	325	247	205	386
Civil	1755	1694	1629	1236	2184
TOTALS	5663	4552	3480	3049	5046

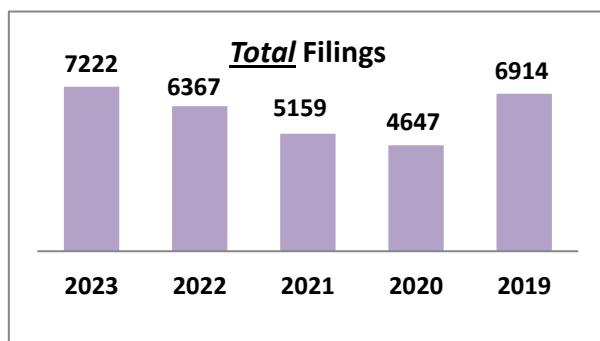
*This graph depicts all new filings through July



TOTAL CASELOAD by Year

JULY	2023	2022	2021	2020	2019
Criminal	706	675	644	519	790
Traffic	3786	2874	1839	1695	2523
Non-Traffic	339	404	304	255	467
Civil	2391	2414	2372	2178	3134
TOTALS	7222	6367	5159	4647	6914

*This graph includes beginning pending cases, new filings and cases that have been reopened through July



OM- Ordinance Misdemeanor Criminal. All nontraffic misdemeanor offenses issues under local ordinance ex: Assault & Battery, Retail Fraud.

OD- Ordinance Misdemeanor Drunk Driving offenses issued under local ordinance.

OI- Ordinance Civil Infraction Traffic offenses issued under ordinance ex: Speeding, Fail to Yield.

OT- Ordinance Misdemeanor Traffic offenses issued under ordinance (except drunk driving) ex: Drove While License Suspended, No Operators License on Person.

OK- Ordinance Parking Citations

ON- Ordinance Nontraffic civil infractions ex: Storage & Building Violations

