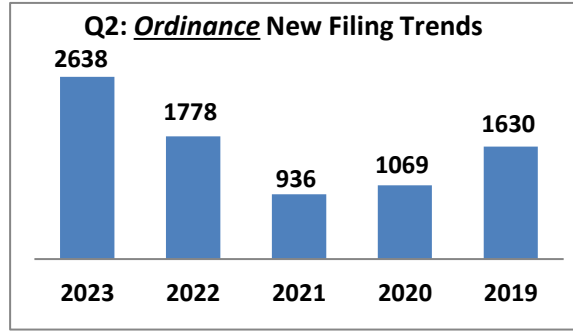


Q2: Caseload & Financial Trend Review 2023-2019

Q2: ORDINANCE NEW FILINGS by Year

	2023	2022	2021	2020	2019
OM	107	58	40	72	40
OD	39	20	30	33	47
OI	2027	1288	586	668	1134
OT	261	182	136	175	174
OK/ON	204	230	144	121	235
TOTALS	2638	1778	936	1069	1630

*This graph reflects new ordinance (TWP) ticket filings



Q2	Sum of all Receipts	Township Revenue
2023	\$868,110.26	\$496,971.96
2022	\$747,951.58	\$460,218.54
2021	\$745,767.46	\$471,517.22
2020	\$572,635.89	\$387,329.59
2019	\$882,247.16	\$543,264.42

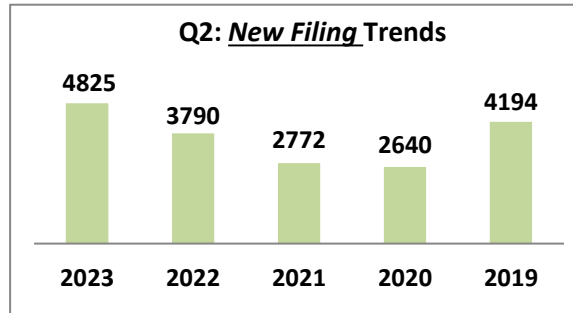
*Sum of all Receipts is the total amount of money the Court has received

*Township Revenue is money the Court has collected on behalf of its Funding Unit and has transmitted back to the Township

Q2: NEW FILINGS by Year

	2023	2022	2021	2020	2019
Criminal	336	263	246	241	298
Traffic	2726	1812	947	1099	1752
Non-Traffic	251	276	170	156	281
Civil	1512	1439	1409	1144	1863
TOTALS	4825	3790	2772	2640	4194

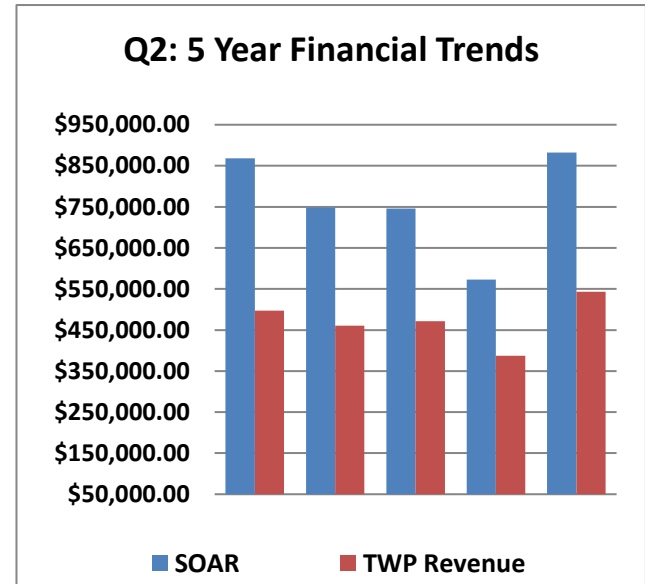
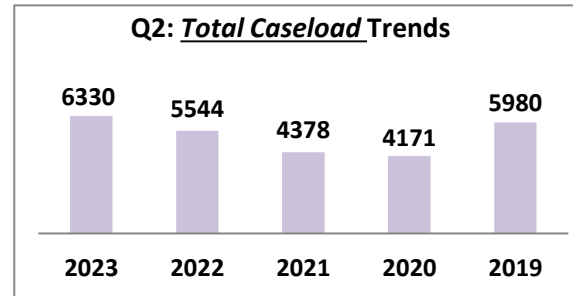
*This graph depicts all new filings



Q2: TOTAL CASELOAD by Year

	2023	2022	2021	2020	2019
Criminal	600	568	563	432	597
Traffic	3278	2467	1443	1454	2215
Non-Traffic	308	353	223	201	361
Civil	2144	2156	2149	2084	2807
TOTALS	6330	5544	4378	4171	5980

*Includes beginning pending cases, new filings and cases that have been reopened



OM- Ordinance Misdemeanor Criminal. All nontraffic misdemeanor offenses issues under local ordinance ex: Retail Fraud, Disorderly Person, Assault & Battery.

OD- Ordinance Misdemeanor Drunk Driving offenses issued under local ordinance.

OI- Ordinance Civil Infraction Traffic offenses issued under ordinance ex: Speeding, Fail to Yield.

OT- Ordinance Misdemeanor Traffic offenses issued under ordinance (except drunk driving) ex: Drove While License Suspended, No Operators License on Person.

OK- Ordinance Parking Citations

ON- Ordinance Nontraffic civil infractions ex: Storage & Building Violations

