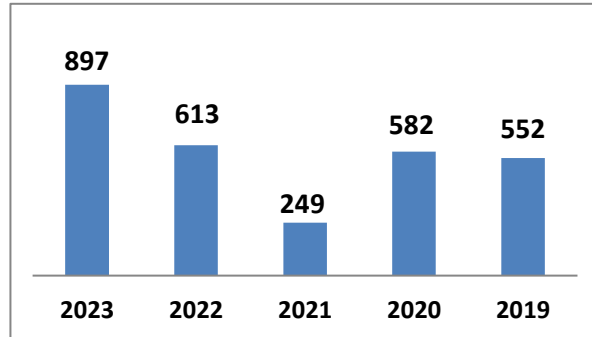


## D51 FILING TRENDS THROUGH FEBRUARY 2023-2019

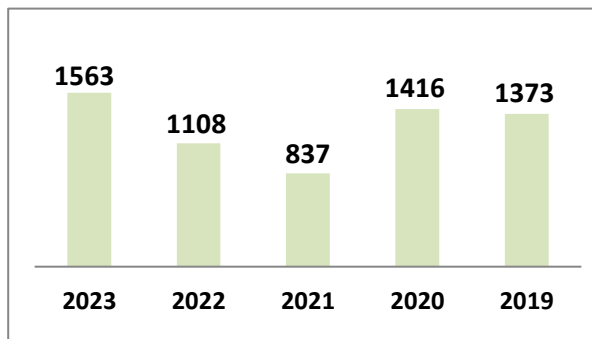
Ordinance New Filings					
FEBRUARY	2023	2022	2021	2020	2019
OM	50	11	12	27	19
OD	11	7	11	12	18
OI	695	454	151	393	378
OT	82	66	41	63	67
OK/ON	59	75	34	87	70
<b>TOTALS</b>	<b>897</b>	<b>613</b>	<b>249</b>	<b>582</b>	<b>552</b>

*\*This chart includes new ordinance filings only*



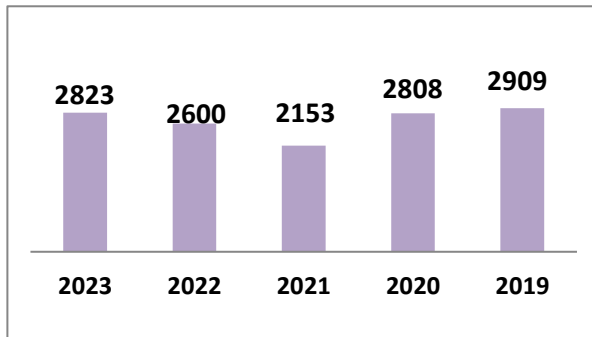
New Filings by Year					
FEBRUARY	2023	2022	2021	2020	2019
Criminal	122	72	73	84	94
Traffic	855	623	265	581	540
Non-Traffic	63	81	41	101	73
Civil	523	332	458	650	666
<b>TOTALS</b>	<b>1563</b>	<b>1108</b>	<b>837</b>	<b>1416</b>	<b>1373</b>

*\*This chart includes all new filings to date*



Total Caseload					
FEBRUARY	2023	2022	2021	2020	2019
Criminal	268	274	285	210	268
Traffic	1295	1144	639	868	894
Non-Traffic	116	144	41	146	146
Civil	1144	1038	1188	1584	1601
<b>TOTALS</b>	<b>2823</b>	<b>2600</b>	<b>2153</b>	<b>2808</b>	<b>2909</b>

*\*This chart encompasses the Court's entire caseload to date*



**OM-** Ordinance Misdemeanor Criminal. All nontraffic misdemeanor offenses issues under local ordinance ex: Disorderly Person, Assault & Battery

**OD-** Ordinance Misdemeanor Drunk Driving offenses issued under ordinance.

**OI-** Ordinance Civil Infraction Traffic offenses issued under ordinance

**OT-** Ordinance Misdemeanor Traffic offenses issued under ordinance (except drunk driving)  
ex: Drove While License Suspended

**OK-** Ordinance Parking Citations / **ON-** Ordinance Nontraffic civil infractions ex: Storage Violation

—

—

—