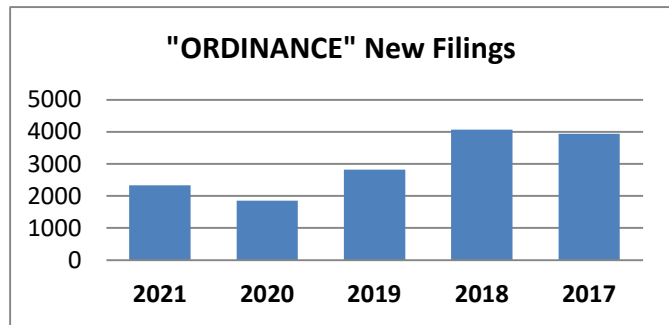


**D51 Casefiling Trends through October  
2021-2017**

**October: "ORDINANCE" New Filings**

OCT	2021	2020	2019	2018	2017
OM	117	123	153	217	272
OD	56	75	81	81	76
OI	1584	1092	1876	2571	2656
OT	301	297	278	350	332
OK/ON	275	260	430	847	604
<b>TOTALS</b>	<b>2333</b>	<b>1847</b>	<b>2818</b>	<b>4066</b>	<b>3940</b>

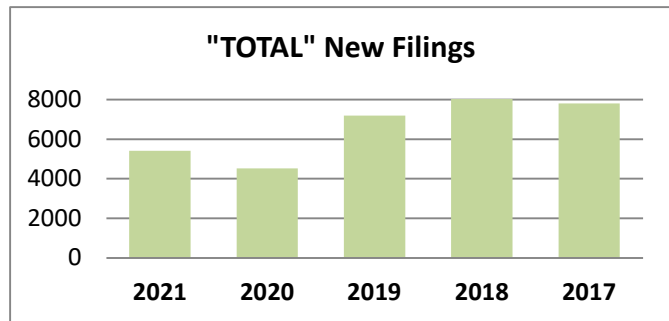
\*This graph only counts new ordinance ticket filings



**October: "TOTAL" New Filings**

OCT	2021	2020	2019	2018	2017
Criminal	454	450	659	549	630
Traffic	2260	1883	2863	3447	3501
Non-Traffic	456	361	547	1032	777
Civil	2241	1823	3119	3190	2896
<b>TOTALS</b>	<b>5411</b>	<b>4517</b>	<b>7188</b>	<b>8218</b>	<b>7804</b>

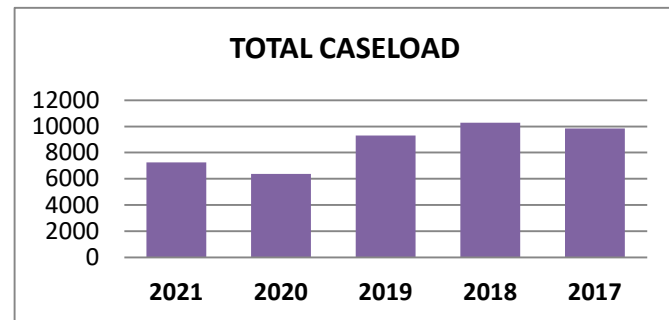
\*This graph depicts all new filings



**October: TOTAL CASELOAD**

OCT	2021	2020	2019	2018	2017
Criminal	869	763	1101	983	1092
Traffic	2881	2399	3470	4140	4264
Non-Traffic	519	432	644	1155	867
Civil	2994	2776	4081	4019	3631
<b>TOTALS</b>	<b>7263</b>	<b>6370</b>	<b>9296</b>	<b>10297</b>	<b>9854</b>

\*This graph includes beginning pending cases, new filings and cases that have been reopened



**OM-** Ordinance Misdemeanor Criminal. All nontraffic misdemeanor offenses issues under local ordinance ex: Assault, Disorderly Person, Retail Fraud.

**OD-** Ordinance Misdemeanor Drunk Driving offenses issued under local ordinance.

**OI-** Ordinance Civil Infraction Traffic offenses issued under ordinance ex: Speeding, Fail to Yield.

**OT-** Ordinance Misdemeanor Traffic offenses issued under ordinance (except drunk driving) ex: Drove While License Suspended, No Operators License on Person.

**OK-** Ordinance Parking Citations

**ON-** Ordinance Nontraffic civil infractions ex: Code Ordinance Violations ex: Blight & Building Violations