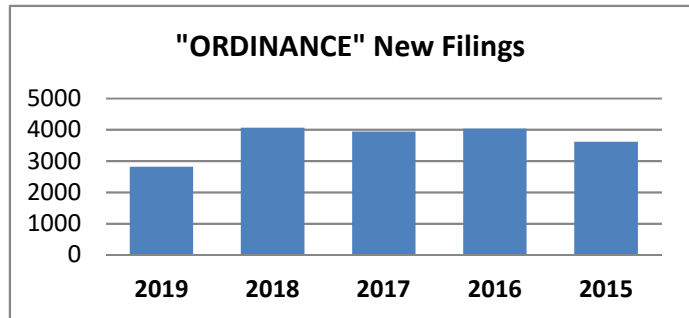


## October 2019: Filing Trends

### October: "ORDINANCE" New Filings

OCT	2019	2018	2017	2016	2015
OM	153	217	272	196	239
OD	81	81	76	88	60
OI	1876	2571	2656	2955	2649
OT	278	350	332	354	265
OK/ON	430	847	604	443	404
<b>TOTALS</b>	<b>2818</b>	<b>4066</b>	<b>3940</b>	<b>4036</b>	<b>3617</b>

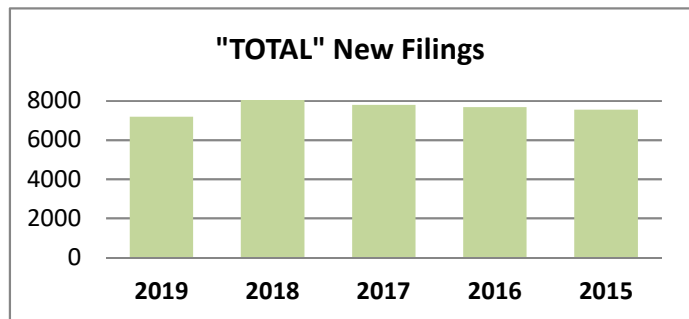
\*This graph only counts new ordinance ticket filings



### October: "TOTAL" New Filings

OCT	2019	2018	2017	2016	2015
Criminal	659	549	630	492	590
Traffic	2863	3447	3501	3815	3395
Non-Traffic	547	1032	777	635	481
Civil	3119	3190	2896	2742	3086
<b>TOTALS</b>	<b>7188</b>	<b>8218</b>	<b>7804</b>	<b>7684</b>	<b>7552</b>

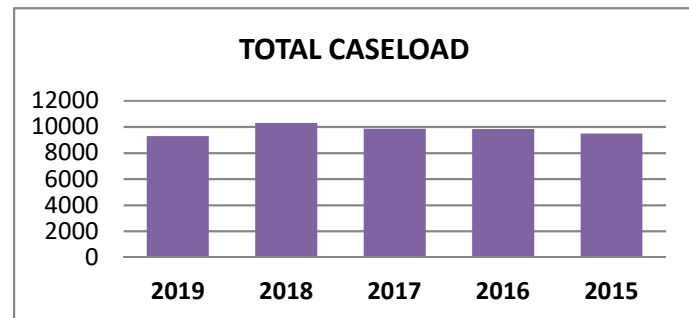
\*This graph depicts all new filings



### October: TOTAL CASELOAD

OCT	2019	2018	2017	2016	2015
Criminal	1101	983	1092	891	1023
Traffic	3470	4140	4264	4721	4123
Non-Traffic	644	1155	867	733	551
Civil	4081	4019	3631	3486	3799
<b>TOTALS</b>	<b>9296</b>	<b>10297</b>	<b>9854</b>	<b>9831</b>	<b>9496</b>

\*This graph includes beginning pending cases, new filings and cases that have been reopened



**OM-** Ordinance Misdemeanor Criminal. All nontraffic misdemeanor offenses issues under local ordinance ex: Assault, Disorderly Person, Retail Fraud.

**OD-** Ordinance Misdemeanor Drunk Driving offenses issued under local ordinance.

**OI-** Ordinance Civil Infraction Traffic offenses issued under ordinance ex: Speeding, Fail to Yield.

**OT-** Ordinance Misdemeanor Traffic offenses issued under ordinance (except drunk driving) ex: Drove While License Suspended, No Operators License on Person.

**OK-** Ordinance Parking Citations

**ON-** Ordinance Nontraffic civil infractions ex: Code Ordinance Violations ex: Blight & Building Violations