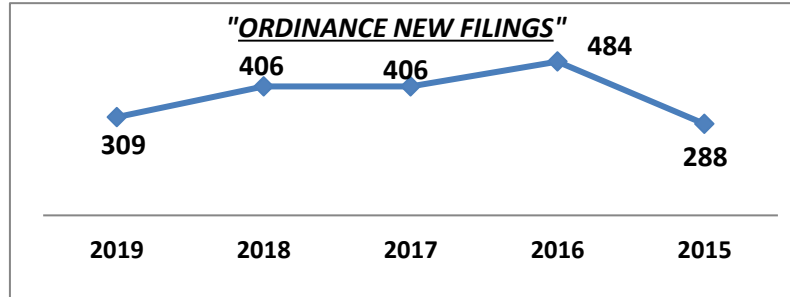


D51 Filing Trend Comparison: January Filings 2019-2015

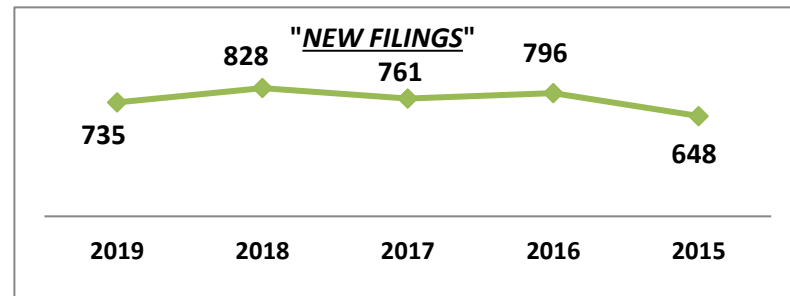
Ordinance New Filing Trends by Violation					
JANUARY	2019	2018	2017	2016	2015
OM	13	23	17	15	13
OD	12	7	9	9	2
OI	220	269	298	358	221
OT	34	37	39	43	26
OK/ON	30	70	43	59	26
TOTALS	309	406	406	484	288

*This graph only factors new ordinance ticket filings for January



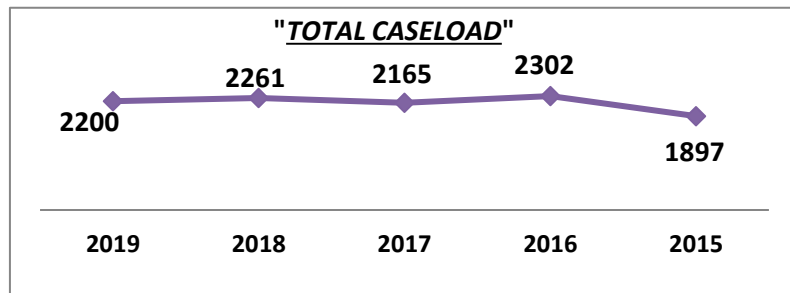
New Filings by Year					
JANUARY	2019	2018	2017	2016	2015
Criminal	52	52	58	39	44
Traffic	305	348	382	451	281
Non-Traffic	31	72	49	59	26
Civil	347	356	272	247	297
TOTALS	735	828	761	796	648

*This graph depicts all new January filings



Total Filings by Year					
JANUARY	2019	2018	2017	2016	2015
Criminal	193	177	198	166	157
Traffic	621	754	858	1042	702
Non-Traffic	103	165	113	134	76
Civil	1283	1165	996	960	962
TOTALS	2200	2261	2165	2302	1897

*This graph includes beginning pending cases, new filings & reopened cases through January.



OM- Ordinance Misdemeanor Criminal. All nontraffic misdemeanor offenses issues under local ordinance ex: Poss of Marijuana

OD- Ordinance Misdemeanor Drunk Driving offenses issued under ordinance.

OI- Ordinance Civil Infraction Traffic offenses issued under ordinance

OT- Ordinance Misdemeanor Traffic offenses issued under ordinance (except drunk driving) ex: Drove While License Suspended

OK- Ordinance Parking Citations / **ON-** Ordinance Nontraffic civil infractions ex: Storage Violation